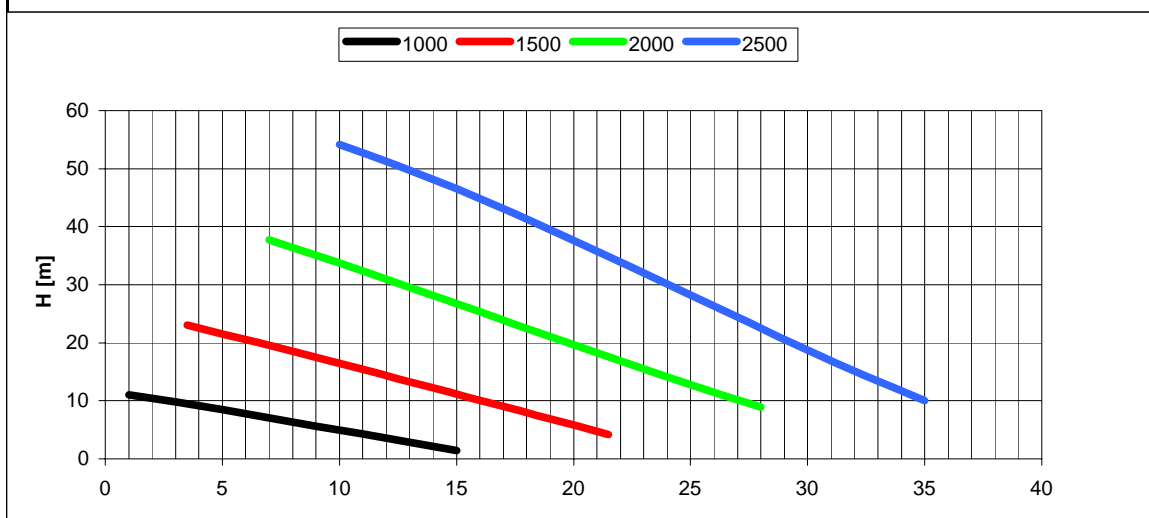
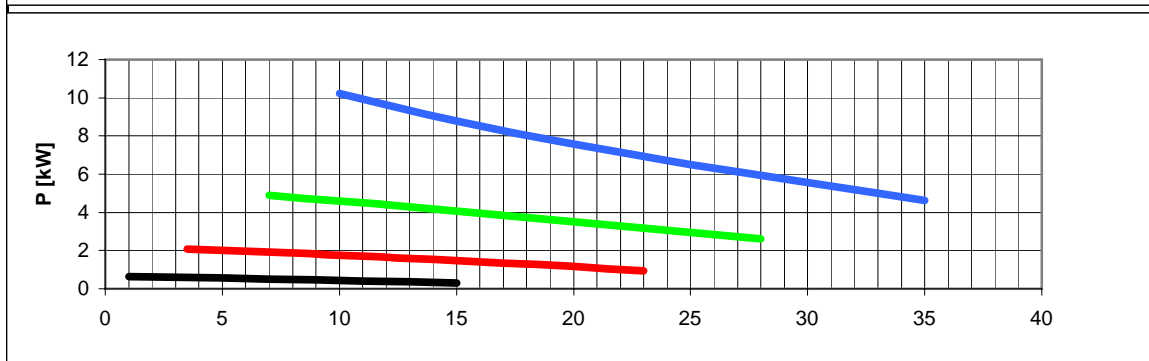


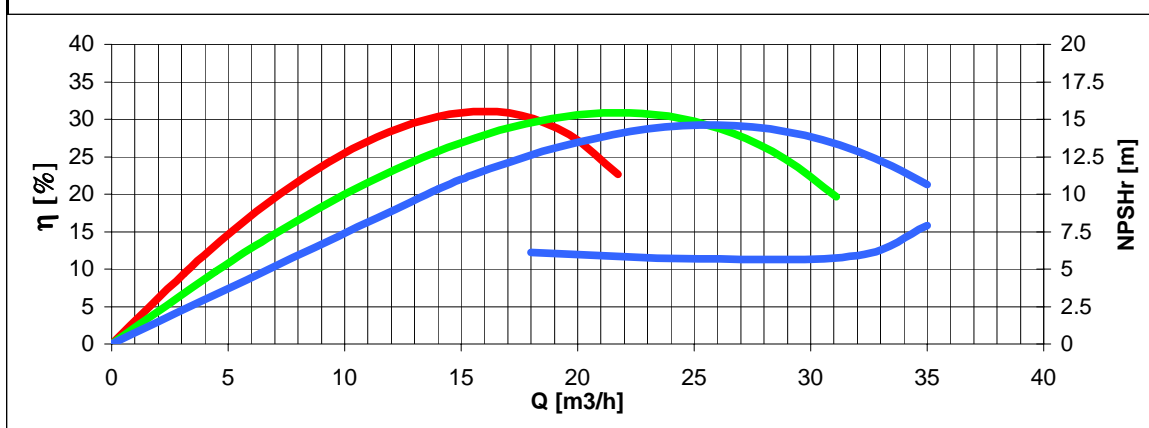
Tolleranze secondo ISO 2548 classe C	Autoinnescante/Selfpriming		Tolerances according ISO 2548 C class
<b>Velocità di rotazione [giri/min]</b>	<b>2000-2500-3000</b>		<b>Rotating speed [rpm]</b>
Densità dell'acqua alla prova	1000	kg/m <sup>3</sup>	Water density at test
Passaggio corpi solidi (max diametro sfera)	ND	mm	Solid handling (max.diameter sphere)
Diametro girante	134	mm	Impeller diameter
Inerzia delle masse rotanti (innesto inserito)	0.01436	Kgm <sup>2</sup>	Inerthia of rotating parts (engaged clutch)
Tensione C.C. richiesta dalla bobina	24	V	D.C. voltage required from clutch winding
Corrente assorbita dalla bobina	1.2	A	D.C. current required from clutch winding
Altezza di innesco massima a 3000 giri/min	6.5	m	Maximum priming lift at 3000 rpm
Massa della pompa	26	kg	Pump mass



**H(Q)**  
Prevalenza totale  
Total head



**P(Q)**  
Potenza richiesta  
Required power



**η**  
Rendimento pompa  
Pump efficiency

**NPSHr(Q)**